

Hommellet





Label	Approximate Location	Identified Structure
5	Right side, middle	Primary xylem
9	Center, lower	Secondary xylem
15	Top center	Secondary xylem
23	Center, lower	Secondary xylem
24	Right side, upper	Secondary xylem
27	Far right	Secondary xylem



House

0 50 250 Feet



N

14

25

Hommlet

1. Temple of Ehlonna
2. Temple of Eror
3. Church of St. Cuthbert
4. Inn of the Welcome Wench
5. Terrigan's
6. Old Trading Post
7. Weavers
8. Tailor
9. Stables
10. Brewery
11. Teamster
12. Woodcutter
13. Smithy
14. Sage
15. Scrollmaker
16. Old Town Hall
17. Papa's Bakery
18. Stonemason
19. Teina's Kitchen
20. Wheel and Wainwright
21. Leatherworker
22. Potter
23. Ashern's Eajthenware
24. Milk Market
25. Potions & Elixirs
26. Grove
27. Keep
28. Mill

10

19

11

The Moathouse



One Large Square Equals 10 Feet



Moathouse Dungeon

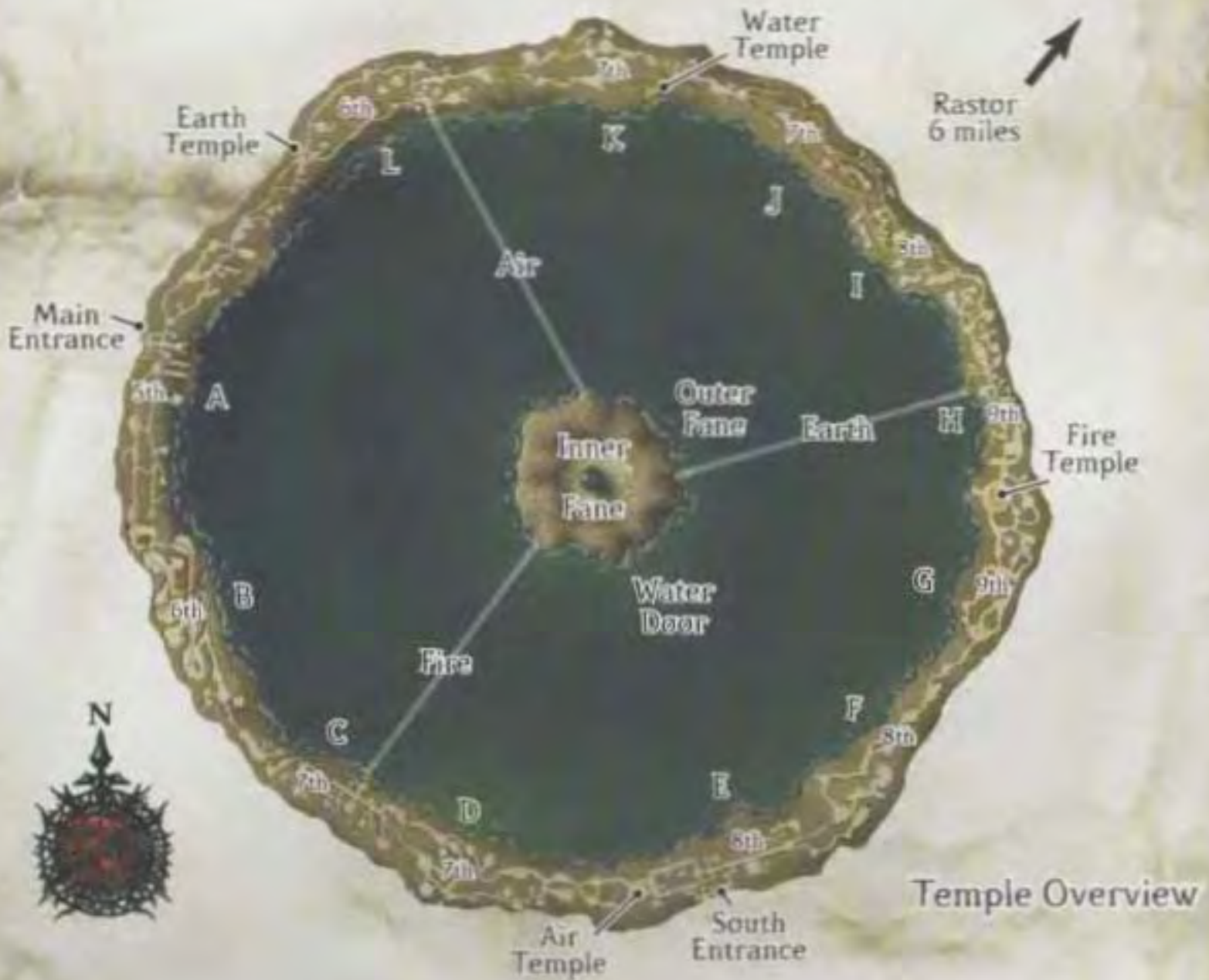
One Large Square Equals 10 Feet



The Temple



Temple of All-Consumption



0 100 600 Feet
Scale

Map A



One Large Square Equals 20 Feet

Map B



One Large Square Equals 20 Feet

Map C



One Large Square Equals 20 Feet

Map D



One Large Square Equals 20 Feet

Map E



One Large Square Equals 20 Feet

Map F



One Large Square Equals 20 Feet

Map G



One Large Square Equals 20 Feet

Map H



One Large Square Equals 20 Feet

Map I



One Large Square Equals 20 Feet

Map J



One Large Square Equals 20 Feet

Map K

N



One Large Square Equals 20 Feet

Map L



One Large Square Equals 20 Feet



Level 9



Level 8

One Large Square
Equals 10 Feet



Level 7




Level 6




Level 5



Level 4




Level 3



Level 2




Level 1




Sub Level 1



Sub Level 2




Sub Level 3



Sub Level 4



Sub Level 5



The Outer Fane

Legend

	Secret Door
	Door
	Wall Underneath
	Portcullis
	Spiral Stair
	Area of Deeper Darkness
	Lightning Tower
	Statue
	Arrow Slits
	Wall of Force
	Railing
	Machine
	Psychic Statue
	Pool
	Stairway



One Large Square
Equals 20 feet

The Black Spike

(Side View)



Recovered Temple

(Upper Portion)



Recovered Temple

Legend


-  Fireplace
-  Arrow Slits
-  Door
-  Secret Door
-  Curtain
-  Stairs
-  Rubble
-  Altars



One Large Square Equals 10 Feet

Fire Node

Legend



Phantasm



Fire Pits



Trap



Door



One Large Square Equals 10 Feet